



Quest A⁺ Accessing Diploma Exams

Examination Administration, Alberta Education

Quest A+ Accessing Diploma Exams

Distribution: This document is posted on the [Quest A+ webpage](#).

© Copyright 2023, the Crown in Right of Alberta, as represented by the Minister of Education, Alberta Education, Provincial Assessment, 44 Capital Boulevard, 10044 108 Street NW, Edmonton, Alberta T5J 5E6, and its licensors. All rights reserved.

Special permission is granted to **Alberta educators only** to reproduce this document for educational purposes and on a non-profit basis.

Excerpted material in this document **shall not** be reproduced without the written permission of the original publisher (see credits, where applicable).



Contents

Accessing Diploma Exams	1
• Exam Security	1
• Exam Readiness	1
• Log in	1
Navigating the Website	5
• Written Response	5
• Spell Check	5
• Multiple Choice	6
• Numerical Response	6
• All Questions and Bookmarked Questions	7
• Quest A+ on Chromebooks	7
• Connection Problem	8
Teacher Tools	9
Contact Alberta Education	10

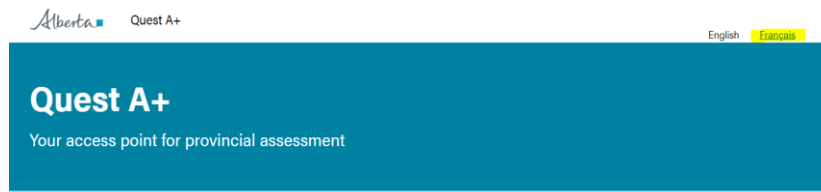
Accessing Diploma Exams

Exam Security

- PC's and Macs – The computer must have Lockdown Browser installed. It can be school owned or student owned. It can be downloaded here: <https://questaplus.alberta.ca/help>.
- Chromebooks - The Google Administrator must contact [Alberta Education](#) for directions to configure school owned Chromebooks. Student owned Chromebooks cannot be used to write secured exams.

Exam Readiness

- Accommodations - If students are using an audio accommodation: check to make sure the audio on the device is not muted and is at an appropriate level before accessing the exam. Audio accommodations are only available for Part A exams. Please contact special.cases@gov.ab.ca if you require MP3s.
- French Language - If students are writing an exam in French, the keyboard on the device needs to be changed to the French Canadian keyboard before accessing the exam. Also, Quest A+ now has a French interface. If you go to the home page, you can click on the link that says, Français, at the top of the screen to change Quest A+ to French.



Exam Links

Log in

To log in and access a diploma exam, follow these instructions:

- Go to <https://questaplus.alberta.ca>
- Click on “**Secured Exams**”



Exam Links



Secured Exams

Access to field tests, diploma exams, provincial achievement tests and other secure assessment.



Practice Tests

Subject and grade specific released items students can use to prepare for a secured exam.



Teacher Tools

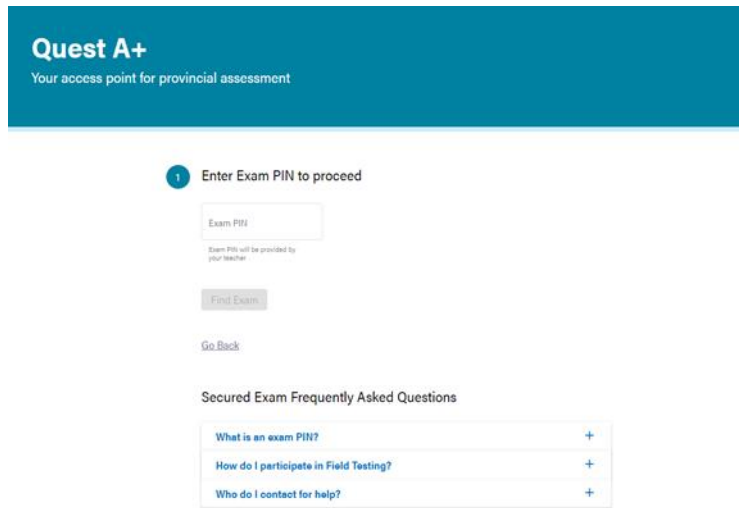
For supervisors proctoring a secured exam, printing written responses, or requesting field test scores.

Help and contact information

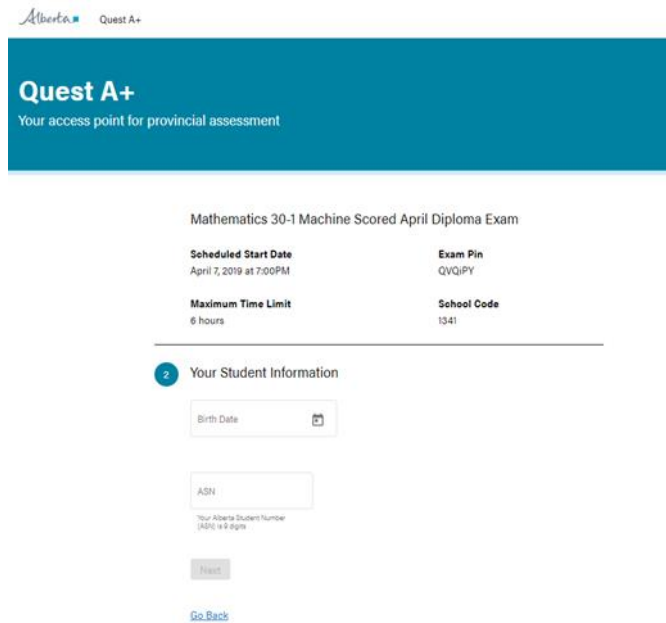
[Help](#)

[Contact us](#)

- Enter Exam PIN provided by Alberta Education
- Click “**Find Exam**”



- Students enter their birth date and Alberta Student Number (ASN). If both are correct, they will be able to click the, “**Next**” button. If not, check to ensure they have been entered correctly. If errors persist, check with your office administrative assistant to confirm the student information matches what is in PASI.



- Students will now check if they require accommodations. If they have used accommodations throughout the school year and have permission from the school, they check the box, “**I use accommodations granted by my school to write tests.**”

Alberta Quest A+

Quest A+

Your access point for provincial assessment

Mathematics 30-1 Machine Scored April Diploma Exam

Scheduled Start Date April 7, 2019 at 7:00PM	Exam Pin QVQIPY
Maximum Time Limit 6 hours	School Code 1341
Birth Date October 10, 1980	Alberta Student Number 8010-3836-5
First Name Case-A	Last Name Test

3 **Accommodations Used**

I have **not** been granted accommodations by my school to write tests
 I use accommodations granted by my school to write tests

[Next](#)

[Go Back](#)

Students can check which accommodation(s) they require. (The exam time is automatically doubled, so do not choose Additional Writing time as an accommodation.)

- The supervisor will then have to enter the Supervisor PIN to enable the accommodation. Click, “**Next.**”
- **To enter Additional Writing Time in case of exam disruption, see [Test Dashboard](#).**

Alberta Quest A+

Quest A+

Your access point for provincial assessment

Mathematics 30-1 Machine Scored April Diploma Exam

Scheduled Start Date April 7, 2019 at 7:00PM	Exam Pin QVQIPY
Maximum Time Limit 6 hours	School Code 1341
Birth Date October 10, 1980	Alberta Student Number 8010-3836-5
First Name Case-A	Last Name Test

3 **Accommodations Used**

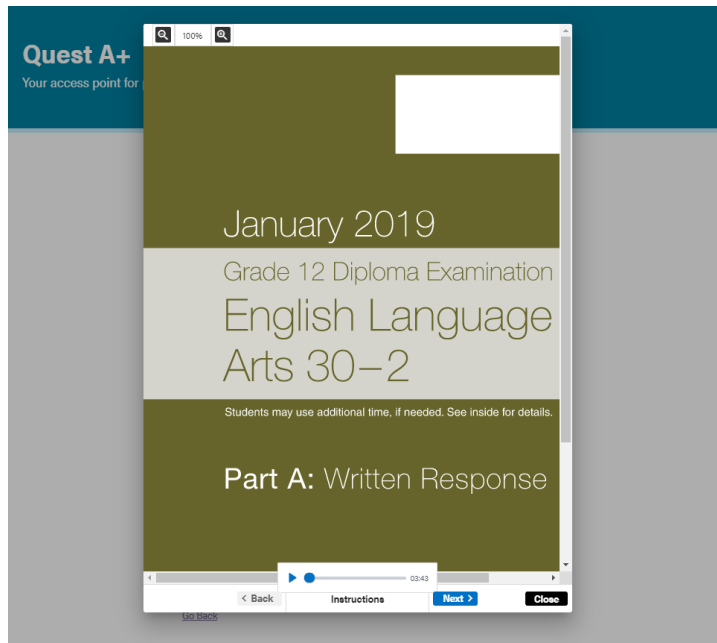
I have **not** been granted accommodations by my school to write tests
 I use accommodations granted by my school to write tests

<input type="checkbox"/> Audio - visual impairment	<input type="checkbox"/> Audio - learning and/or physical disability
<input type="checkbox"/> Additional writing time	<input type="checkbox"/> Scribe
<input type="checkbox"/> Large print version	<input type="checkbox"/> Braille version
<input type="checkbox"/> Reader	<input type="checkbox"/> Sign language interpreter
<input type="checkbox"/> Recorded response	<input type="checkbox"/> Miscellaneous

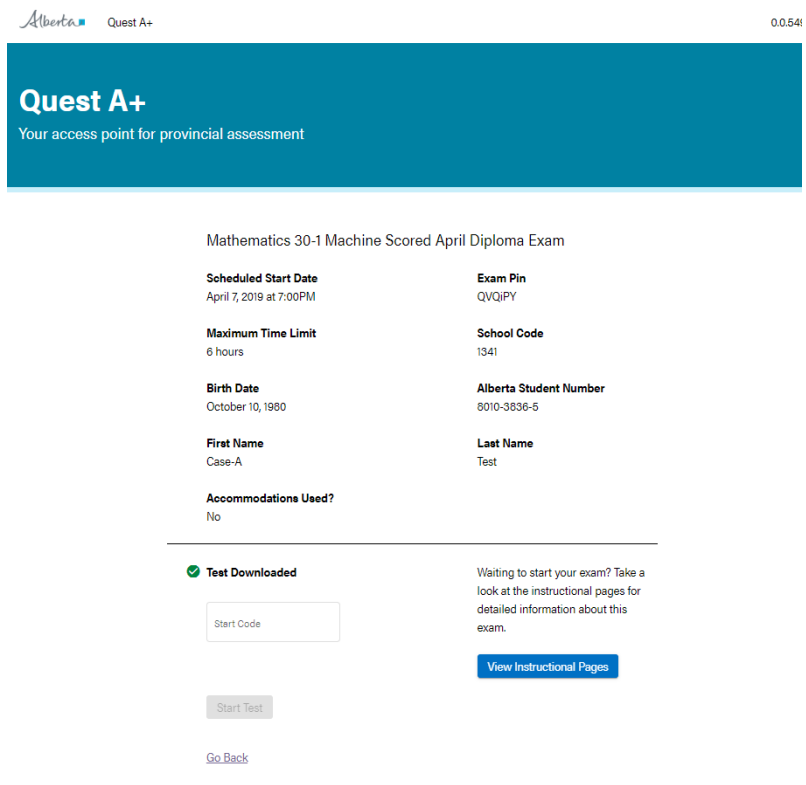
[Next](#)

[Go Back](#)

- The test instructions pages will then display. You can read the instructions and then click, “Close.”



- The test will then download. Once every student has successfully downloaded the test, the test supervisor can inform students of the **Start Code** provided by Alberta Education. This is the Supervisor’s control over when the test begins. **Only distribute the start code once every student is ready to start writing the test.** Then click, “**Start Test**”. Please note the code is case sensitive.

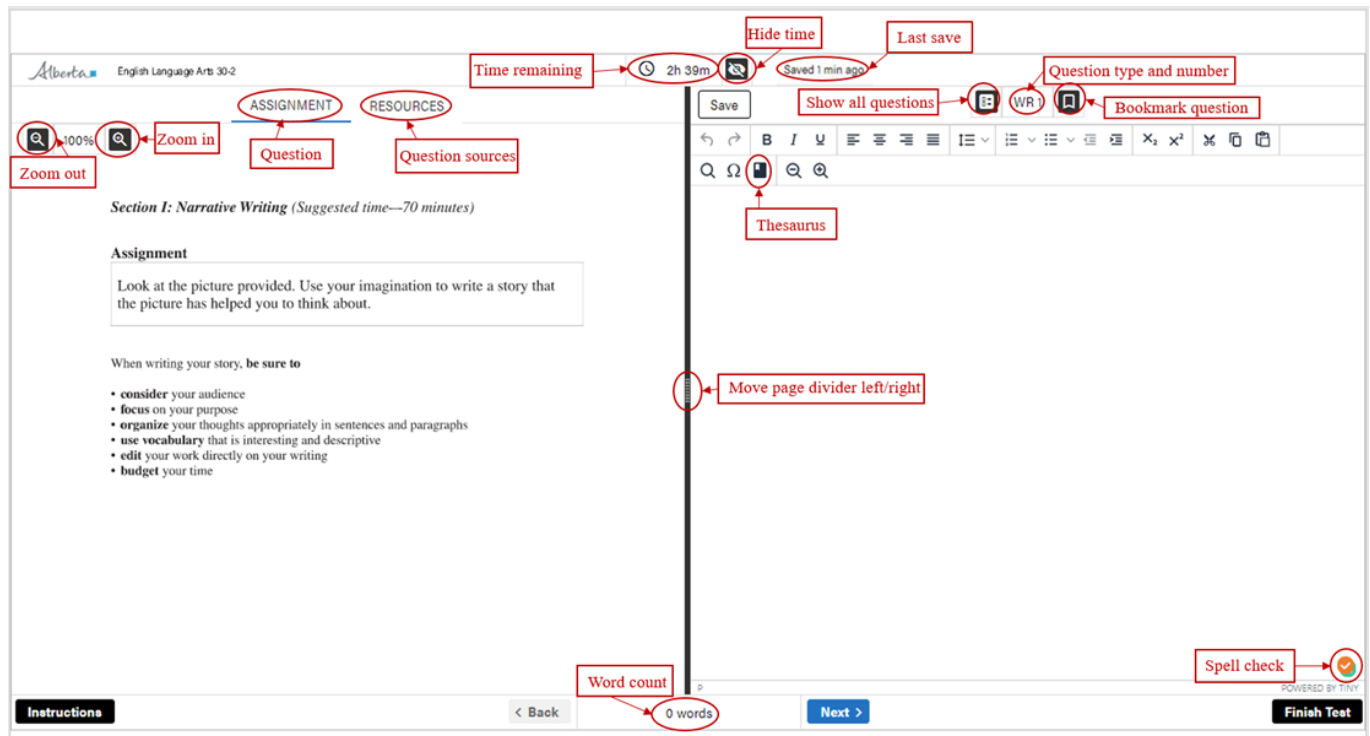


Navigating the Website

All associated resources (e.g., data booklets, readings, other sources, etc.) are automatically displayed in a split-screen format in Quest A+. The following diagrams show the various components of written-response, multiple-choice and numerical-response questions.

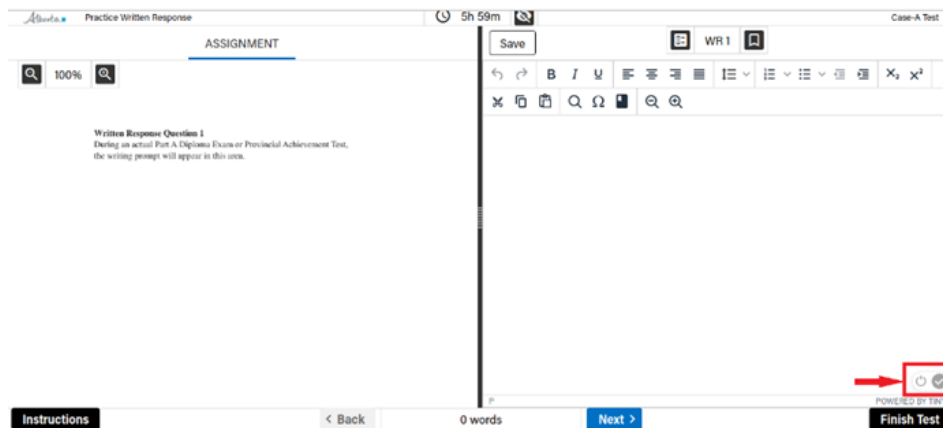
*When using zoom on a Chromebook, you can use two fingers on the trackpad (mouse) to zoom in and out and move around. Also, if you put your cursor to the right side of any question or resource, the scroll bar will appear when zoomed in.

Written Response



Spell Check

To ensure spellcheck is turned on, make sure the check mark at the bottom of the screen is orange. If it is grey, hover over the icon with your pointer and you will see a power icon pop up. Click on the icon and it will enable spell check.



Multiple Choice

Alberta Social Studies 30-2

Time remaining 55m Hide time

QUESTION RESOURCE(S)

100% Zoom in Zoom out

Use to answer questions

Questions 6 to 9 are based on the following points of view.

Point of View I

We do not allow just anyone to fly a passenger jet, perform surgery, or design a bridge because we know those tasks should be done by those qualified to do them. So why do we handle political decision making differently? Why do we allow the masses to be the ultimate political authority in a country? They are easily swayed by empty promises and slick campaigns. A far better process for leadership selection is a natural process in which the most able individual demonstrates ability, takes charge, and "pilots" the country just as we expect the most able persons to pilot our airplanes.

Point of View II

History has shown that when political power is in the hands of the elite citizens, they will base their decisions on protecting their power and ensuring that their needs are met. If we hire people to fix our car or repair an appliance, they are accountable for doing a good job. If they don't, they will soon be out of work. The same rules should apply to our political leaders. They have to be held accountable to the people; otherwise the people could suffer years of incompetent leadership. After all, it is the people who "hire" political leaders to make decisions for them.

Show all questions MC Bookmark question

Use the points of view in the "Resources" section to answer questions 6 to 9.

6. Point of View I suggests that citizens in democratic states

- lack the ability to choose the best political leaders
- want to be led by responsive, honest political leaders
- fail to appreciate the benefits provided from living in a democracy
- believe that a democratic state is the best way to ensure public security

Move page divider left/right

Select your answer

Instructions < Back A B C D Next > Finish Test

Numerical Response

Alberta Physics 30

Time remaining 59m Hide time

Number of resources TEST RESOURCE(S) Use to help answer questions

100% < 1/3 > Next resource

Zoom out Zoom in

Periodic Table of the Elements

Show all questions NR Bookmark question

To use protractor to help you answer this question, click on the appropriate icon above.

Use the following information to answer numerical-response question 7.

In a laboratory experiment, a microwave generator is used to produce a beam of monochromatic microwaves. These waves are incident on a series of metal tubes that forms a diffraction grating. The metal tubes are spaced 1.80 cm apart.

When the microwave signal passes through the grating, a receiver placed 52.0 cm from the grating detects a maximum signal. A first-order maximum signal is also detected at each of positions I and II, as labelled in the diagram below.

Move page divider left/right

Numerical Response

7. The experimental wavelength of the microwaves, in centimetres, is _____ cm.

(Record all three-digit answer in the response boxes at the bottom of the screen.)

Enter answer


Instructions < Back [] Next > Finish Test

All Questions and Bookmarked Questions

The screenshot shows the test interface for Alberta English Language Arts 30-2. Key features and annotations include:

- Top Bar:** "Time remaining" (2h 39m), "Hide time" button, "Question type and number" dropdown, "Show all questions" button, "Bookmark question" button, and "Save" button.
- Navigation:** "Zoom out" (100%), "Zoom in", "Question", and "Question sources" buttons.
- Content Area:** "Section I: Narrative Writing (Suggested time—70 minutes)", "Assignment" box with instructions, and a list of writing tips: "consider your audience", "focus on your purpose", "organize your thoughts appropriately in sentences and paragraphs", "use vocabulary that is interesting and descriptive", "edit your work directly on your writing", and "budget your time".
- Right Side:** "Thesaurus" button and a vertical "Move page divider left/right" slider.
- Bottom Bar:** "Word count" (0 words), "Back" and "Next" navigation buttons, "Spell check" button, and "Finish Test" button.

Quest A+ on Chromebooks

- When using zoom on a Chromebook, you can use two fingers on the trackpad (mouse) to zoom in and out and move around. Also, if you put your cursor to the right side of any question or resource, the scroll bar will appear when zoomed in.
- To enable full screen press  on the top row of the keyboard. This will show the word count.

If a student clicks “**Finish Test**,” a confirmation window will appear. The information in the window indicates unanswered questions and questions to review.

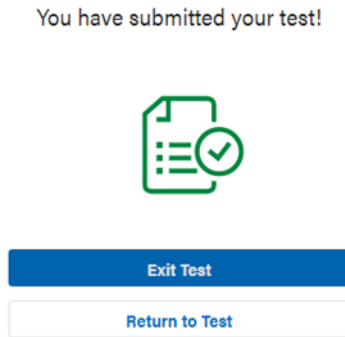
The confirmation window titled "Are you finished?" displays the following information:

- 50 Question(s) Not Answered
- 3 Question(s) Bookmarked

At the bottom, there are two buttons: "Submit Test" and "Review Answers".

At this point, the student can click, either “**Submit Test**” or, go back to the exam and make changes by clicking, “**Review Answers**”.

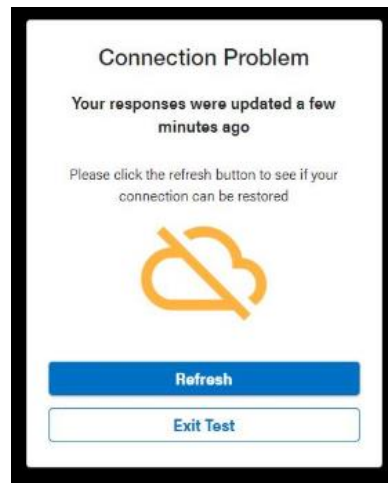
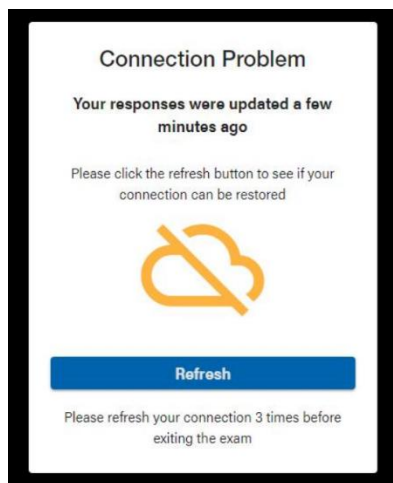
If they click, “**Submit Test**” they will see the message below. At this point, they can still return to the test for review if needed.



When the student clicks, “**Exit Test**” they will return to the Exam PIN entry page. If they are certain they have finished the exam, they can close their browser. If a student needs to regain access to the exam at this point, they will need to log back into the exam with the help of the supervisor using the supervisor PIN.

Connection Problem

This is the most common error a student may encounter during the exam. It means there is a problem with the internet connection, or the connection between Quest A+ and Alberta Education servers. This popup ensures that students will not lose their work by typing while being disconnected. Check to make sure the student is connected to the internet. They may have to move closer to a router, or try another device. Click on the **Refresh** button at least three times. If the student cannot establish connection, click **Exit Test**, and log into the exam again.



Teacher Tools

Exam supervisors must be familiar with the “**Test Dashboard**” to monitor students online while they are writing their exams. This is to ensure there are no Internet connection problems.

- Click on “Teacher Tools”

The screenshot shows the top of the Quest A+ portal. At the top left is the Alberta logo and 'Quest A+' text. Below this is a teal header with 'Quest A+' and 'Your access point for provincial assessment'. Underneath is the 'Exam Links' section with three items: 'Secured Exams' (with a lock icon), 'Practice Tests' (with a pencil icon), and 'Teacher Tools' (with a person icon). Below the links is a 'Help and contact information' section with 'Help' and 'Contact Us' links.

- Click on “Test Dashboard”

The screenshot shows the Test Dashboard for the 'Biology 30 Machine Scored June Diploma Exam'. It features a teal header with 'Quest A+' and 'Your access point for provincial assessment'. Below the header is a table with exam details:

Biology 30 Machine Scored June Diploma Exam	
Scheduled Start Date	Exam Pin
February 11, 2020 at 8:53 AM	2BF3Ud
Maximum Time Limit	School Code
6 hours	1375

Below the table is a 'Teacher Tools' section with a link to 'Test Dashboard' and the text 'I want to proctor a secured exam'. At the bottom is a 'Go Back' link.

The Dashboard will open showing a list of all the students writing the exam.

Alberta Quest A+

Subject	Students Finished	Exam PIN	Exam Duration			
Practice Written Response	4/5	icKBC3	6h 00m			

Last Name ↑	First Name	Update Status	Remaining Time	Additional Time (min)	Start/Pause	WR 1	WR 2	WR 3	Completion Status
Test	Bee GOA	Finished	6h 00m	0					Finished
Test	Case-C	Finished	5h 59m	0					Finished
Test	Case-D	Finished	5h 59m	0					Finished
Test	Case-E	Responses up to date	5h 52m	10					In progress
Test	Case-A	Finished	5h 47m	0					Finished

Students per page: 10 | 1 - 5 of 5 | < >

[Go Back](#)

The Test Dashboard is necessary for the supervisor in a variety of ways:

- **Update Status** – used to ensure students are connected to the Internet.
- **Additional Time** – In case of a disruption to a student’s exam, you can click on the additional time icon to add up to 60 minutes of additional writing time.
- **Print All** – print all responses for all students on the list
- **Pause All** – in case of emergency, you can pause the exam for all students so that the countdown timer stops.
- **Start/Pause** – In case of an individual student exam disruption, you can pause the exam for an individual student.
- **WR1, WR2, WR3** – you can click on the print icon to print an individual student’s response(s).

Contact Alberta Education

Jennifer Phillips
 Online Assessment Specialist
 780-415-0824

Jeremy Wiebe
 Manager, Online Exam Administration
 780-641-8987